



**ACT**  
Government

**Suburban Land**  
Agency

# CLIMATE WISE GARDEN DESIGNS

*Brought to you by the Sustainability team at the Suburban Land Agency*





## Acknowledgement of Country

We acknowledge the Ngunnawal people as traditional custodians of the ACT and recognise any other people or families with connection to the lands of the ACT and region. We acknowledge and respect their continuing culture and the contribution they make to the life of this city and this region.

## Accessibility



To read this guide in large print, call Access Canberra on **13 22 81** or email [suburbanland@act.gov.au](mailto:suburbanland@act.gov.au)



To access the teletypewriter service, phone **13 36 77** and ask for Access Canberra on **13 22 81**.



To use the translating and interpreting service, call **13 14 50**.



To access speak and listen call **1300 555 727** and ask for Access Canberra on **13 22 81**.

Version 2.

© Australian Capital Territory, Canberra 2023

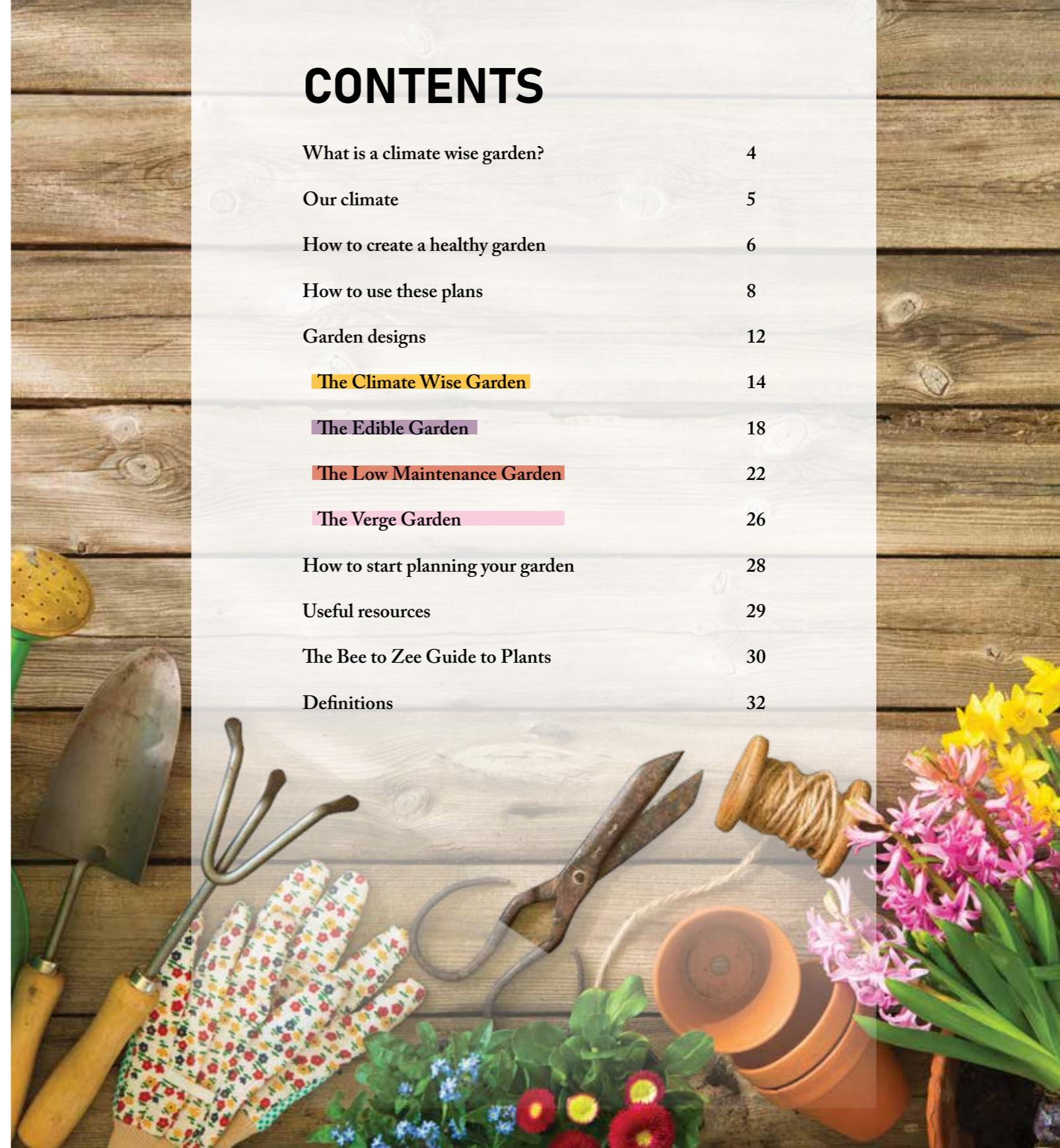
This work is copyright. Apart from any use as permitted under the Copyright Act 1968, no part may be reproduced by any process without written permission from: Chief Executive Officer, Suburban Land Agency ACT Government, GPO Box 158, Canberra ACT 2601.

Telephone: (02) 6205 0600

Website: [suburbanland.act.gov.au](http://suburbanland.act.gov.au)

# CONTENTS

What is a climate wise garden?	4
Our climate	5
How to create a healthy garden	6
How to use these plans	8
Garden designs	12
<b>The Climate Wise Garden</b>	14
<b>The Edible Garden</b>	18
<b>The Low Maintenance Garden</b>	22
<b>The Verge Garden</b>	26
How to start planning your garden	28
Useful resources	29
The Bee to Zee Guide to Plants	30
Definitions	32







## WHAT IS A CLIMATE WISE GARDEN?

---

A Climate Wise Garden is one which has been designed with its natural context in mind, supporting local plants and wildlife, while thriving in the local weather conditions.

A Climate Wise Garden should respond to the challenge of climate change by providing a cool, comfortable environment in summer and sheltered, sunny spaces for winter. You can design spaces that shelter from the rain and wind, plant large canopy trees that cast shade across western windows in summer, and create an outdoor kitchen to use on hot summer nights.

A Climate Wise Garden goes beyond simply thinking about the look of a garden, to thinking of the garden as an extension of your home, creating outdoor rooms that you can enjoy all year round.

## OUR CLIMATE

---

In Canberra, we are lucky enough to enjoy defining features of all four seasons throughout the year – summer, autumn, winter and spring. Our summer days can be hot and dry, with periods of drought and temperatures ranging from 12°C to 29°C, with the hottest days reaching above 35°C. Autumn temperatures are cooler, and bring beautiful colours as leaves turn from green to red, orange and yellow.

Winter can be very cold, with overnight frost, fog and temperatures ranging from 5°C to 14°C, with the coldest days dipping below 0°C. Spring brings warmer temperatures and beautiful blossoms. Rainfall is seasonal in Canberra.

As climate change continues, Canberra is expected to experience more extreme weather events, including more frequent heatwaves and droughts, more severe storms, and an increase in bushfires. The number of days over 35°C is expected to increase by almost 70% in 2030.

By planning our gardens for hotter, dryer conditions, as well as thinking about the sorts of weather events we might experience, we can create a garden that is resilient to climate change and which you can enjoy for a long time to come.





# HOW TO CREATE A HEALTHY GARDEN

*To help your garden thrive, there are lots of things you can do – by improving your soil, choosing the right plants for Canberra's climate and soil, water harvesting and installing drip irrigation, mulching plants, and undertaking regular maintenance, you can make a beautiful garden.*



## 1 Soil

- ▶ A healthy garden starts with great soil. Much of Canberra's soil is clay or rocky and can be improved by adding organic materials like compost. This will provide plants with nutrients and help retain moisture in the soil. You might like to purchase a special vegetable mix for garden beds where you are planning to grow food plants.
- ▶ Cover bare soil with plants or mulch to reduce evaporation (water loss) from your garden.
- ▶ Compost kitchen scraps in a compost bin or a worm farm.

## 2 Plants

- ▶ Choose plants that can cope with Canberra's temperature extremes, including frosts to -7°C in winter and days over 35°C in summer, as well as Canberra's soils, which may be clayey or rocky. Choose plants that are not only attractive, but serve a function – like screening a fence or creating privacy from neighbours, providing shade, and attracting native birds and bees (refer to the plant lists and references provided).
- ▶ Plant trees. Trees provide shade and reduce temperatures, helping lower your energy costs in summer, as well as absorbing carbon and improving property values.
- ▶ Choose a diversity of plant species and include plants of different heights, including trees, shrubs/hedges to screen fences and neighbours, climbers, accent plants and groundcovers.



## Search Online for Inspiration

[Canberra Plant Selector](#)

[WaterRight Garden Webtool](#)

[Gardening Australia](#)

[Sustainable Gardening Australia](#)

[Canberra Organic Growers Society](#)

[Australian National Botanic Gardens](#)



## 3 Mulch

- ▶ Mulch is any material you use to cover soil around plants. Organic mulch includes woodchips, tanbark, straw or decomposed leaves. Mulch is best bought in bulk from a local landscape supplier.
- ▶ Mulch your soil surface with a 75mm deep layer of mulch – this will improve your soil and keep your soil cool. As mulch breaks down it adds organics to the soil helping improve it. Depending on the type of mulch you buy and how quickly it decomposes you will need to top up your mulch regularly.

## 4 Water Collection

- ▶ Collect water in rainwater tanks and by diverting water into trenches, where it slowly enters the soil.
- ▶ Use permeable surfaces that allow water to slowly soak through into the soil rather than being diverted to stormwater drains. Permeable surfaces include mulch & garden beds; and for areas you need a harder surface you could use gravel, paving laid on gravel and sand, and special permeable pavers. Remember that these get really hot and can bake the ground beneath, so use them sparingly to keep your garden green and lush.
- ▶ Install drip irrigation to plants – this will help plants thrive in hot weather. The easiest type of drip irrigation to install are long rolls of brown irrigation pipe with regular openings spaced along the pipe (30cm apart). These are designed to apply a constant amount of water to each hole and are an efficient way to irrigate your garden.



## 5 Pests & Weeds

- ▶ Let nature take care of pests – many bugs infestation will go away eventually and don't require spraying. Weeds can be pulled by hand, or you can pour boiling water on weeds that are hard to remove.

## 6 Maintenance

- A healthy garden needs some maintenance, including:
- ▶ top up mulch every 6 months
  - ▶ lightly prune plants when they've finished flowering
  - ▶ remove dead branches from trees and shrubs
  - ▶ aerate compost weekly.





# HOW TO USE THESE PLANS

*These plans provide ideas about how you can create a beautiful garden – that is private, has outdoor rooms, shade and permeable paving to help keep your garden cool. Each site is unique and parts of the plans can be taken and adapted to your garden.*

*Before you head to a plant nursery, get to know your site first. Think about sun direction, wind, soil, slope and what sort of garden you want to create. Do you want to make a garden that is an extension of the house with outdoor rooms? Do you want to grow your own food? Do you want to attract birds and bees? Do you want low maintenance plants? Colourful flowers? Shady trees? Just like designing your home, planning your garden is a chance to create a space that you can enjoy for years to come.*

## Sunshine

Work out where north is, as that's where the sun shines from in the southern hemisphere. That will give you a good idea about which parts of your garden are in full sun, part-shade or full shade. You will need to use different plants for different sun and shade conditions. Check out the Useful Resources section for an app that can help you with this.

## Wind

Cold winds generally come from the south and south west in winter and it's a good idea to grow plants, if you have the room, that will help buffer these winds. Generally these plants would be greater than 2 metres tall. Hot winds usually come from the north west and west and you'll want to grow evergreen plants that keep their leaves all year round to reduce the impact of wind from these directions. Hot winds dry out the garden very quickly.

## Soil

Dig a couple of test holes with a spade to have a look at your soil. If it's very hard to dig it may be because your soil is very dry and/or compacted. You can talk to your local nursery about what you can do to improve soil health, or do some research online. Check out the Actmart fact sheets in Useful Resources for more information.

## Slope

If your block is sloping you may decide you want to create a series of terraces (level areas) and retaining walls or embankments on your site. This will help slow the flow of water on the site and make areas easier to use and garden in.

## Privacy

You may want to make a private garden that can't be seen by your neighbours once your plants grow. If that's the case, grow shrubs/hedges or climbers along your fencelines to give you privacy. Think of these shrubs/hedges as the walls of a room. These will be evergreen plants that grow to at least 2 metres tall.

## Shade

Climate change means it will be hotter in the future. Shading can be provided by built structures like pergolas covered in vines or shade sails, but trees provide more than shade – they provide habitat, absorb carbon, cool the environment and improve property values. Plant deciduous trees (trees that lose their leaves) to the north, north west and east of your house. They will provide much needed shade during summer. Plant evergreen trees to the west, south-west, and south. The tree's canopy will be like the ceiling of your outdoor room.







## Paving & Outdoor spaces

You may like to create an outdoor room where you can relax or even cook in warmer months. Think of this space like a room in the house, it doesn't need to be huge. Only lay paving for your outdoor space where you sit, stand and walk. This will save you money and means more water can be absorbed into the soil. Ideally your outdoor space should be located close to a living room or kitchen of the house. Use materials that are permeable – that is, water can be absorbed into the soil. Examples include – mulch, gravel, paving with gaps laid on sand and gravel, and specialized permeable paving. Impermeable surfaces include concrete and bitumen.

You may like to install a water feature in your outdoor space that helps cool the space in summer.

If you install a simple outdoor kitchen or bbq area, you can keep cooking smells out of the house and reduce heat build up in the house in summer.

## Space for growing food

Growing fresh food can be satisfying. You may want to think about creating a space to grow food and include areas for composting. You can have an in-ground vegetable patch, a raised planter box, or pots filled with herbs. Fruit trees are another way to bring food into your garden, and provide an attractive feature in your garden with spring blossoms and autumn leaves.

## Drying clothes

Drying clothes in the sunshine is good for your clothes and saves you money by reducing your energy bills. Including a fold-down washing line on your side fence is a great way to have the option to dry clothing and linen outdoors.

## Water harvesting

It's likely to be drier in the future and water will be more expensive and subject to restrictions. Before you buy plants, think about how you will water your garden. Some things to think about include: Do you have rainwater tanks to help water your plants? Can you add more? Can you slow the water running off your site by installing trenches? Will you install drip irrigation? Watering using a hose can be time consuming.

The WaterRight Gardens Webtool can help you to figure out how much water your new garden will need: search online for WaterRight Garden Webtool.

## Plants

These plans give you ideas of the sorts of plants that do well in Canberra. Use the Canberra Plant Selector once you know if your plant is in a shady or sunny position to choose the plants for your garden. Search online for 'Canberra Plant Selector'.

To make your plant arrangement interesting, use plants from different categories, for example, trees, shrubs, groundcovers, accent plants and climbers. Space plants densely – you can always thin them out later.

## Nature strip

The nature strip is the small section of land between the street and your front boundary. Although owned by the ACT Government, it's your responsibility to maintain the nature strip and protect any street trees. You can plant a climate wise, low maintenance garden on your verge - see pages 26 & 27 for inspiration. Search online for TCCS Nature Strip Guidelines for more details on what is allowed on your verge.

## Driveway

If your driveway is on flat ground it doesn't need to be concrete. It could be a gravel surface. This will save you money and improve the permeability of stormwater on your site. Alternatively, on flat or sloping sites, concrete wheel strips can be laid with low planting between, or permeable paving. These alternatives help rainwater to penetrate into the ground to keep your plants and soil healthy.

## Free plants

If you've bought a new residential block in the ACT, you're entitled to an allocation of plants from the Yarralumla Nursery. The ACT Government runs the Free Plant Issue Scheme to help you to develop your garden. For more information contact Yarralumla Nursery at [act.gov.au/plantissuescheme](http://act.gov.au/plantissuescheme) or phone 02 6207 2447.



# GARDEN DESIGNS

*We have worked with a local landscape architect to develop a set of hand-drawn garden designs that are suitable for our local environment and will adapt to a changing climate.*

*The designs centre around three themes, which will help you think about what is right for your home and lifestyle when it comes to designing your garden. For each of the three themes, there is a design for a front and backyard, as well as a courtyard. There is also inspiration for designing a climate wise, low maintenance verge garden.*

*You can pick and choose what you like from each of the designs to create the perfect garden and verge for your home.*

## THE CLIMATE WISE GARDEN

A Climate Wise Garden can make your outdoor spaces more enjoyable throughout the year. Gardens are not only something to enjoy looking at, they can also create comfortable spaces to live and play, as well as growing food for us to eat and creating habitats for birds and insects.

Choose a Climate Wise Garden if you are looking for a garden that will do well in all four seasons and will be more comfortable in extreme temperatures.

## THE EDIBLE GARDEN

An Edible Garden includes spaces for you to grow your own fruit, vegetables and herbs to enjoy at home. If you love cooking and are attracted to the idea of growing your own food, this could be the right choice for you. The plants suggested are suitable for the Canberra climate, and will give back to you as much as you put in to them.

Kids, cooks and those who enjoy spring blossoms may particular enjoy the benefits of an Edible Garden, with a range of attractive plants that create an abundance of fresh produce all year round.

## THE VERGE GARDEN

A Verge Garden is an innovative way to extend your garden and create a beautiful space that everyone in the community can appreciate. Herbs, native ground covers and shrubs are ideal for the verge, where you need to design a garden with plants that are shorter than 50cm tall. Choose species to bring local birds and pollinators into your street.

Adding a garden to your verge is a great conversation starter with your neighbours and brings beautification of your street.

## THE LOW MAINTENANCE GARDEN

The Low Maintenance Garden is perfect for those who don't want to spend their weekends in the garden. With busy lifestyles, many residents prefer a garden that needs minimal maintenance, but is lush and attractive all year round.

Choose a Low Maintenance Garden if you would like a simple garden that doesn't require much care throughout the year.



# THE CLIMATE WISE GARDEN

The Climate Wise Garden includes deciduous trees, which will shelter your garden in summer and let the sunlight through in winter. It includes shrubs and accent plants that will thrive in our local weather conditions, as well as groundcover plants that require little water and will cool the environment in the warmer months.

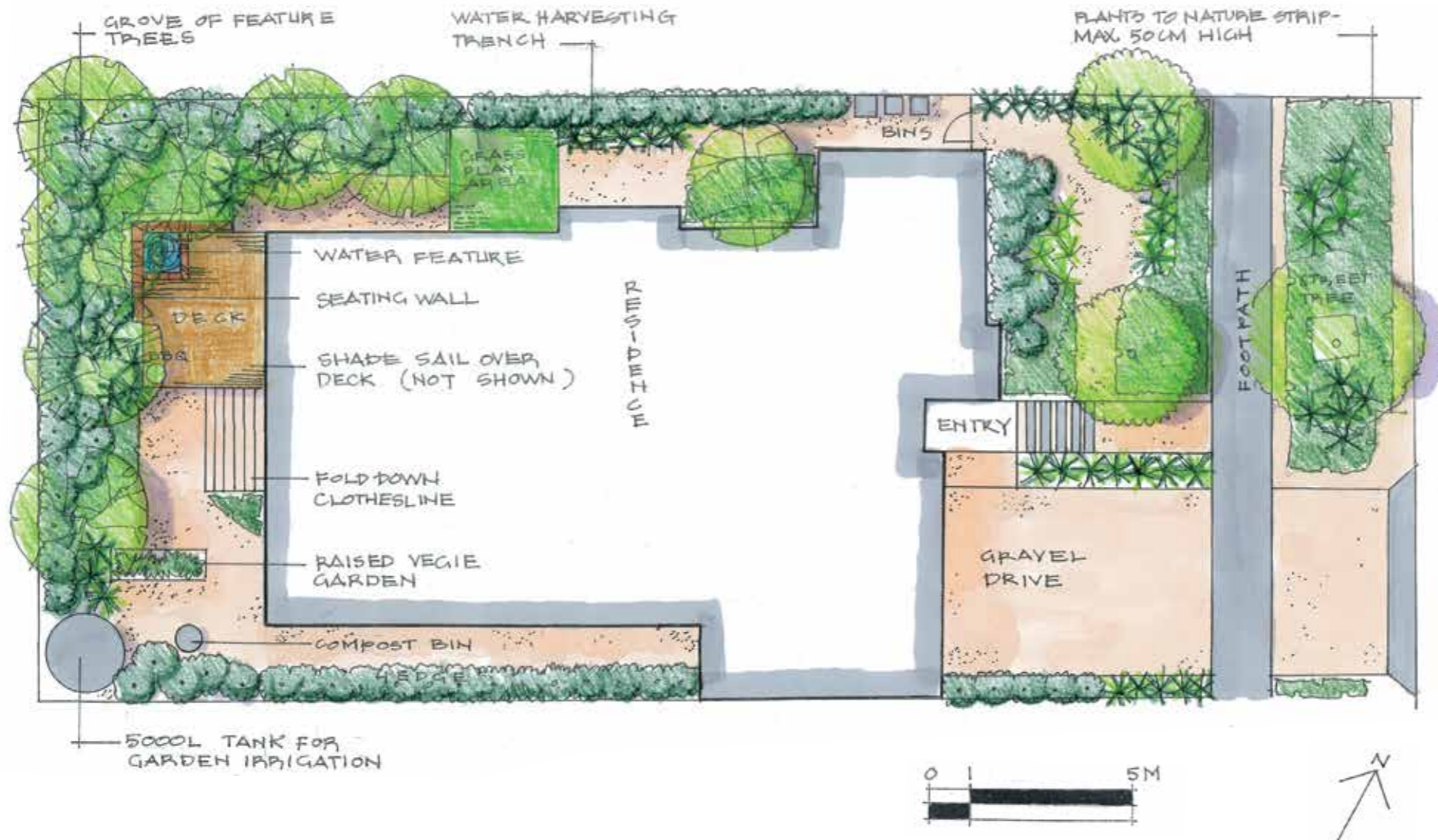
## CLIMATE WISE FRONT AND BACKYARD



Water feature



Strawflower



- KEY**
- FEATURE DECIDUOUS TREE
  - SHRUBS
  - ACCENT PLANTS & GROUNDCOVERS
  - PAVING ON A SAND & GRAVEL BASE
  - WATER HARVESTING TRENCHES



Creeping boobialla

## Recommended plants

### Feature deciduous trees

- Prunus campanulata* – Flowering Cherry
- Gleditsia triacanthos* ‘Sunburst’ – Golden honey locust

### Shrubs

- Aucuba japonica* ‘Variegata’ – Gold dust plant
- Correa alba* – White correa **N**
- Leptospermum* ‘Brevipes’ – Tea tree **N**
- Philotheca* ‘Bournda Beauty’ – Wax flower **N**
- Raphiolepis indica* – Indian hawthorn

### Accent plants

- Dianella tasmanica* – Flax lily **N**
- Lomandra* ‘Tanika’ – Mat rush **N**
- Xerochrysum bracteatum* – Strawflower **N**

### Groundcovers/ Nature strip

- Dianella revoluta* – Spreading flax lily **N**
- Myoporum parvifolium* – Creeping boobialla **N**
- Scaevola aemula* – Fan flower **N**

**N** NATIVE PLANTS



Vine growing on Pergola



# CLIMATE WISE COURTYARD




Water bowl



Climbers



Common correa



Compost Bin

## Recommended plants

### Feature deciduous trees

*Lagerstroemia 'Tuscarora'* – Crepe myrtle

### Shrubs

*Correa glabra* – Rock correa **N**

*Correa reflexa* – Common correa **N**

*Dodonea viscosa* – Sticky hop bush **N**

*Grevillea ramosissima* – Fan grevillea **N**

### Accent plants

*Dianella tasmanica* – Flax lily **N**

*Lomandra 'Tanika'* – Mat rush **N**

### Climbers

*Vitis vinifera* – Grape

*Trachelospermum jasminoides* – Chinese star jasmine

### Water plants

*Marsilea drummondii* – Nardoo **N**

*Restio tetraphyllus* – Tassel cord rush **N**

### Groundcovers

*Scaevola 'Mauve Clusters'* – Fan flower **N**

### **N** NATIVE PLANTS

- KEY
- FEATURE DECIDUOUS TREE
  - SHRUBS
  - ACCENT PLANTS & GROUNDCOVERS
  - PAVING ON A SAND & GRAVEL BASE
  - WATER HARVESTING TRENCHES



Crepe myrtle



Fan flower

*Trees provide natural cooling for hot days, shelter from wind, and their roots protect soil from erosion. Trees also help to remove carbon dioxide from the atmosphere and help to fight climate change.*  
 - Canberra Environment Centre



Bottlebrush



Nardoo




# THE EDIBLE GARDEN

The Edible Garden includes deciduous fruit trees that will fruit in spring and summer, but lose their leaves to let the sunlight in throughout winter. Shrubs and accent plants could include hardy herbs and fruit bushes, while vegetables make great groundcover for a larger area. You can also complement your edibles with some attractive and hardy flowering species.



Rosemary



Nectarine

**KEY**

- FEATURE DECIDUOUS TREE
- SHRUBS
- ACCENT PLANTS & GROUNDCOVERS
- PAVING ON A SAND & GRAVEL BASE
- WATER HARVESTING TRENCHES



Fig



Tomatoes



Pomegranate

## EDIBLE FRONT AND BACKYARD



## Recommended plants

### Feature deciduous trees

- Ficus carica* – Fig
- Morus alba* – Mulberry
- Diospyros kaki* – Persimmon
- Prunus persica* – Nectarine

### Shrubs

- Acca sellowiana* – Feijoa
- Punica granatum* 'Wonderful' - Pomegranate
- Rhagodia spinescens* – Saltbush **N**
- Rosmarinus officinalis* – Rosemary

### Accent plants

- Solanum lycopersicum* – Tomatoes
- Fragaria* – Strawberries

### Groundcovers/ Nature strip

- Origanum vulgare* – Oregano
- Cucurbita species* – Zucchini & Pumpkin

### **N** NATIVE PLANTS



Strawberries



Cucurbita species - Pumpkin & Zucchini



# EDIBLE COURTYARD



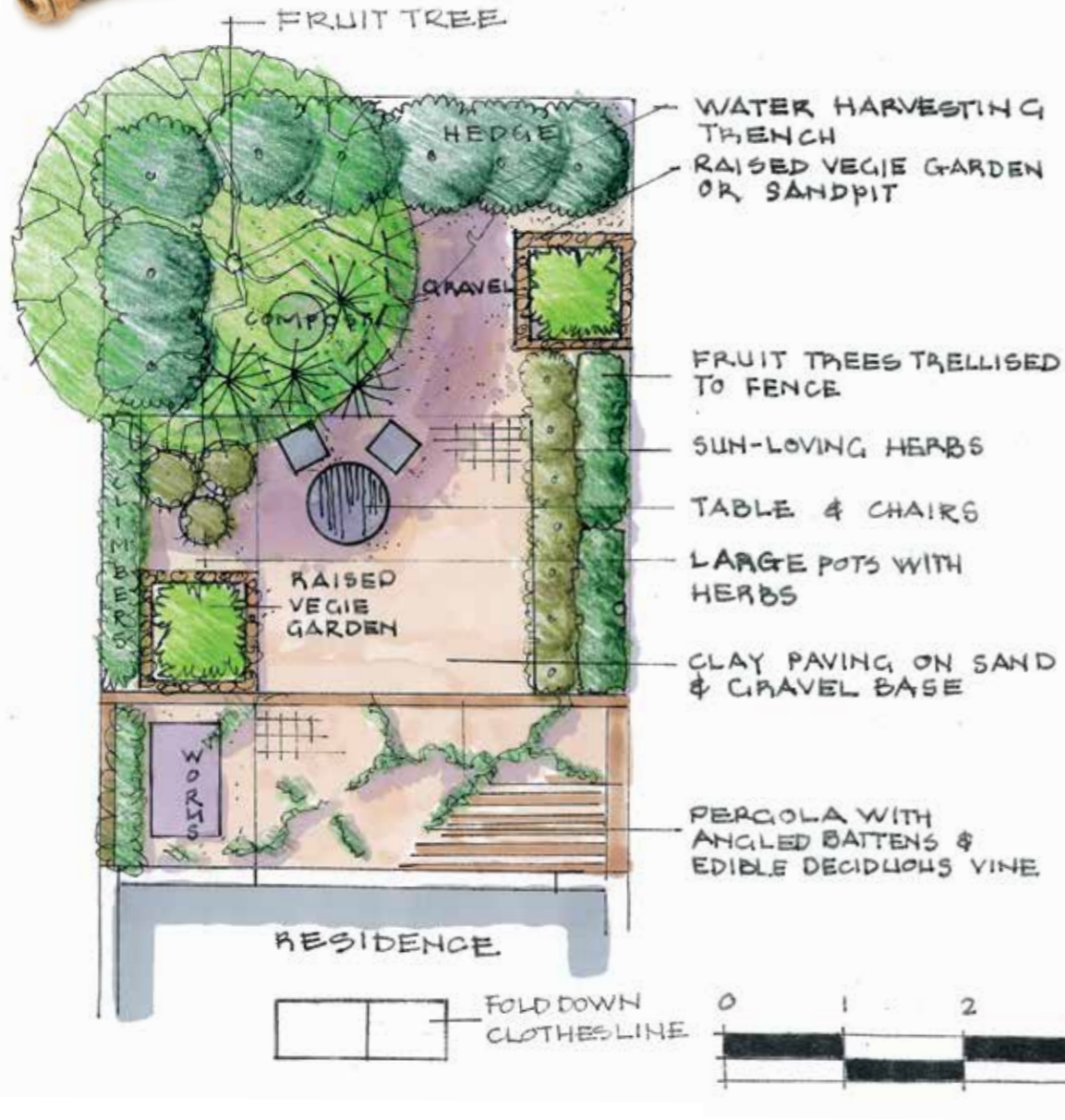
Home grown herbs



Herbs & Vegies



Grape climbers



Compost bin



Paving

## Recommended plants

### Feature deciduous trees

- Ficus carica* – Fig
- Morus alba* – Mulberry
- Cydonia vulgaris* – Quince Smyrna

### Shrubs

- Acca sellowiana* – Feijoa
- Citrus meyeri* – Meyer lemon
- Rhagodia spinescens* – Saltbush <sup>N</sup>
- Laurus nobilis* – Bay tree
- Rosmarinus officinalis* – Rosemary

### Accent plants

- 'Cydonia vulgaris* – Quince smyrna
- Liriope muscari 'Evergreen Giant'* – Liriope

### Groundcovers/ Nature strip

- Origanum majorana* – Marjoram
- Beta vulgaris* – Swiss chard

### Climbers

- Vitis vinifera* – Grape
- Phaseolus vulgaris* – Beans

### <sup>N</sup> NATIVE PLANTS

#### KEY

- FEATURE DECIDUOUS TREE
- SHRUBS
- ACCENT PLANTS & GROUNDCOVERS
- PAVING ON A SAND & GRAVEL BASE
- WATER HARVESTING TRENCHES



Gravel base on sand



Bay tree



Mulberry



Raised vegie garden



Feijoa



Quince



Swiss chard

*Most fruit, nuts, vegetables and seeds are dependent on the existence of bees. Bees love lavender, rosemary, sage, thyme, perennial basil and borage flowers. Plant 'bee friendly' plants in clumps in your garden and let the vegetables flower. – ACT for Bees*



# THE LOW MAINTENANCE GARDEN

The Low Maintenance Garden includes hardy deciduous trees that thrive in Canberra's climate. You can complement these with shrubs and accent plants that will only need a bit of water in the warmer months and the occasional prune if they start to get too big. Low maintenance groundcovers are a great alternative to grass for your front nature strip, without the hassle of having to mow the lawn.

## LOW MAINTENANCE FRONT AND BACKYARD



Water harvesting trenches



Pavers and grass



Retaining wall



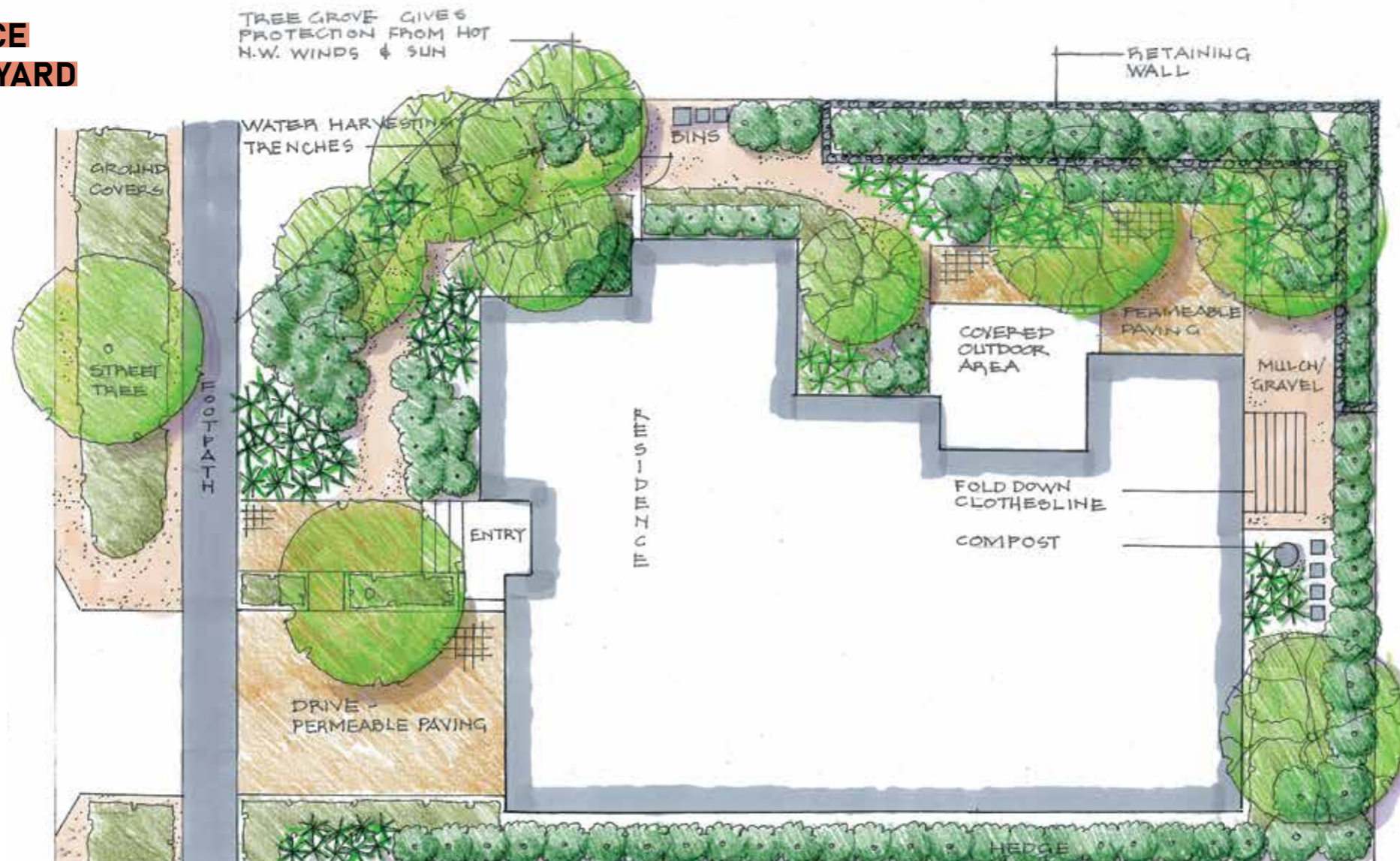
Red camellia



Flax



Wild iris



## Recommended plants

### Feature deciduous trees

- Lagerstroemia 'Kiowa'* – Crepe myrtle
- Ulmus parvifolia 'Emer'* – Chinese elm

### Shrubs

- Camellia japonica* – Camellia
- Correa alba* – White correa **N**
- Rhagodia spinescens* – Saltbush **N**
- Teucrium fruticans* – Germander

### Accent plants

- Phormium tenax 'Atropurpurea'* – Flax
- Lomandra 'Tanika'* – Mat rush **N**
- Diets grandiflora* – Wild iris

### Groundcovers/ Nature strip

- Grevillea Juniperina* – Juniper leaf grevillea **N**
- Myoporum parvifolium* – Creeping boobialla **N**
- Rosmarinus officinalis (prostrate)* – Rosemary

### **N** NATIVE PLANTS

KEY

- FEATURE DECIDUOUS TREE
- SHRUBS
- ACCENT PLANTS & GROUNDCOVERS
- PAVING ON A SAND & GRAVEL BASE
- WATER HARVESTING TRENCHES

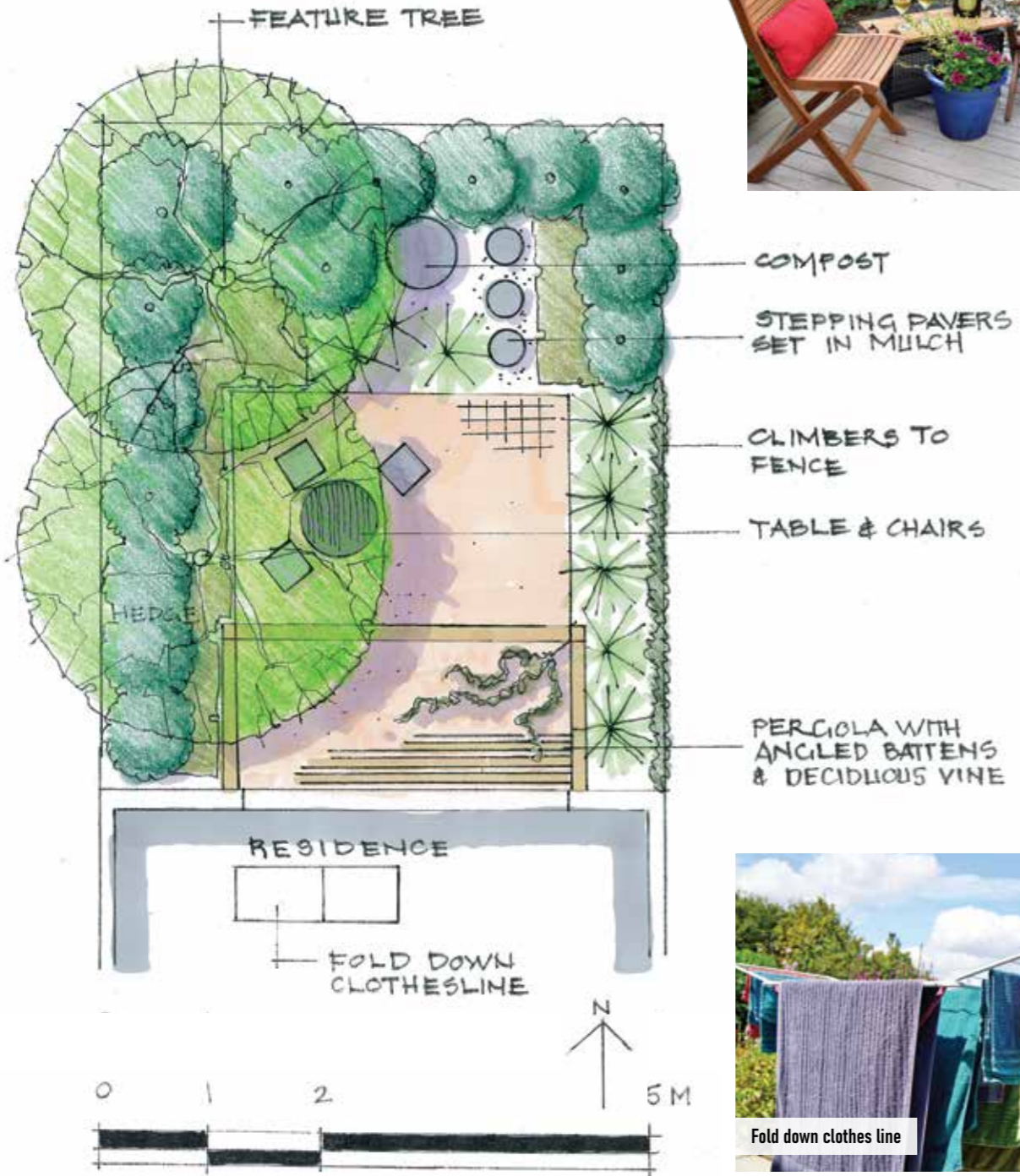


White correa





# LOW MAINTENANCE COURTYARD



Outdoor seating



Bugle flower



Fold down clothes line

## Recommended plants

### Feature deciduous trees

*Lagerstroemia 'Kiowa'* - Crepe myrtle

### Shrubs

*Abelia x grandiflora* - Glossy abelia

*Correa alba* - White correa **N**

*Nandina domestica 'Nana'* - Sacred bamboo

### Accent plants

*Dietes grandiflora* - Wild iris

*Lomandra 'Tanika'* - Mat rush **N**

### Climbers

*Vitis vinifera* - Ornamental grape

*Hardenbergia violacea* - False Sarsparilla **N**

### Groundcovers/ Nature strip

*Ajuga reptans* - Bugle flower

*Orthosanthus multiflorus* - Morning iris

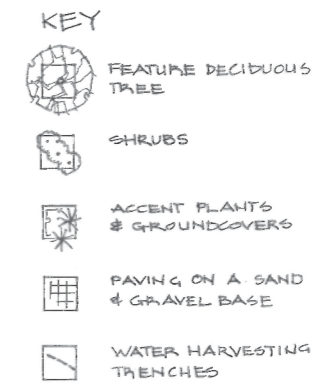
**N** NATIVE PLANTS



Glossy abelia



Wild iris



Mat rush



Sacred bamboo



Gravel and mulch



Ornamental grape on pergola

Soil with lots of compost contains all the nutrients your plants need for strong, healthy growth. In addition, well composted soil retains water and acts like a sponge to keep your plants moist through dry summer days.

- Canberra Organic Growers Society



# THE VERGE GARDEN

*The verge is the piece of land out at the front of your house, sometimes called the nature strip. Your verge can be transformed into a beautiful low maintenance garden that will beautify your street. When choosing what to plant, remember you must keep the shrubs low on the verge, to allow for good sightlines near the road. All planting on your verge must comply with the TCCS Nature Strip Guidelines – search for them online to find out more.*

## VERGE GARDEN



Creeping boobialla



False Sarsparilla



Everlasting Daisy



Chrysocephalum 'Silver and Gold'



Correa Dusky Bells

ROAD



FOOTPATH

DRIVEWAY

1.0

### KEY

- ACCENT PLANTS
- SHRUBS MAX. 50CM TALL
- GROUND COVERS
- NATIVE FLOWERS



## Recommended plants

### Shrubs (below 50cm high)

- Correa 'Dusky Bells'* **N**
- Rhagodia spinescens* – Spiny Saltbush **N**

### Groundcovers

- Grevillea gaudichaudii* **N**
- Hardenbergia violacea* – False sarsaparilla **N**
- Scaevola 'Mauve Clusters'* – Fan Flower **N**
- Myoporum parvifolium* – Creeping boobialla **N**
- Eremophila glabra prostrate* 'Burgundy' – Emu Bush **N**

### Accent plants

- Dianella revoluta* – 'Revelation' **N**
- Lomandra* – 'Evergreen Baby' **N**
- Orthrosanthus multiflorus* – Morning Iris **N**

### Native Flowers

- Brachyschome multifida* – Cut leaf Daisy **N**
- Brachyschome multifida* **N**
- Xerochrysum bracteatum* – Golden everlasting - lots of different cultivars available! **N**
- Wahlenbergia* species – Native bluebells **N**
- Chrysocephalum* – 'Silver and Gold' Paper Daisy **N**

### **N** NATIVE PLANTS



Dianella 'Revelation'



# HOW TO START PLANNING YOUR GARDEN

*Before you start planting, here are our top tips for things to consider when planning your garden.*

## 1 Plan your garden first

Prepare a simple diagram, with planting notes which will guide your new garden. To assist, find out where north is to make the most of different spaces. Think about trees for shade, hedging for privacy, and feature planting to highlight the entry to your home.

## 2 Select your plant species

Decide which plants you'd like to have in your garden. Think about maintenance, sun/shade, frost tolerance, and watering requirements. Include plants of different sizes, from trees, hedges and shrubs to accent plants, climbers and groundcover.

## 3 Set out your proposed garden bed

Use a simple string line or garden hose (if you want to have any curved edges) to see how it looks – you can adjust any shapes or areas as needed at this point.

## 4 Get the soil right

Remove any left-over builders waste that might be on your property, add soil improvers (gypsum to break up the clay sub grade and compost to improve the soil) before any planting begins.

## 5 Consider an irrigation system

This is important for long term plant growth and lawn establishment. A drip line works best in gardens (to reduce evaporation) and pop-up sprinklers for turf areas.

## 6 Go to Yarralumla Nursery

Collect your allotment of free plants. If you are unsure about plant selection, take your plan along to a nursery, they will be able to assist with selecting species that will work best for your design.

## 7 Get planting

Remember to dig generous holes and position the plant at the same height it was in the pot. If you are planting a hedge, dig a long trench (this allows for a quick growth). Break up the base of the trench or hole so roots can penetrate through more easily. Add compost to help the roots of the plant to grow.

## 8 Hand water all new plants

Even if you have an irrigation system, hand water initially to reduce shock. Adding a liquid seaweed mix to your watering can also aid in reducing plant shock.

## 9 Mulching

Mulch all new garden beds, this helps with moisture retention, weed suppression and also stops soil getting blown away.







## 10 Turfing

Use a turf underlay mix to level the area before laying any turf. When installing turf, carefully follow directions from the supplier and monitor the area to ensure it is always kept damp.




# USEFUL RESOURCES

*There are many online resources to help you design and plant your garden. Search online for some of these useful resources.*

## ACT Government Resources

-  Yarralumla Nursery Free Advice
-  Yarralumla Nursery Free Plant Issue Scheme
-  Water Right Importance of Soil Health
-  Climate Choices Making Compost
-  Climate Choices Water Your Garden
-  TCCS Nature Strip Guidelines





## Choosing Plants

-  Ngunnawal Plant Use Field Guide
-  Gawari Ngilanmanyin – Remembering the Bush
-  Plant a Tree in Your Canberra Garden




## Community Resources

-  ACT for Bees
-  Canberra Organic Growers Society
-  Horticultural Society of Canberra
-  Captial Scraps Composting
-  Gardening Australia 'How to'
-  Sustainable Gardening Australia






## Canberra Nurseries that stock our recommended plants

-  Yarralumla Nursery
-  Cool Country Natives
-  Heritage Nursery
-  Rodney's Plants Plus

## Gardens to Visit













-  Australian National Botanic Gardens
-  Discovery Gardens, National Arboretum
-  Open Gardens Canberra
































## Books

-  Australian Plants for Canberra Region Gardens and
-  Other Cool Climate Areas by Australian Native Plant Society Canberra Region, 2015
-  The Canberra Gardener by Horticultural Society of Canberra, 2010
-  Trees and Shrubs of Canberra by Pryor and Banks, 2010
-  Birdscaping Australian Gardens – Using Native Plants to Attract Birds to Your Garden, 2015



# THE BEE TO ZEE GUIDE TO PLANTS

Common Name	Botanical Name	Type of plant	Notes	Native or Exotic
Bay tree	<i>Laurus nobilis</i>	Shrub/Tree		E
Beans	<i>Phaseolus vulgaris</i>	Climbers		E
Bugle flower	<i>Ajuga reptans</i>	Groundcover/Nature Strip		E
Camellia	<i>Camellia japonica</i>	Shrub		E
Chinese Elm	<i>Ulmus parvifolia 'Emer'</i>	Deciduous Tree		E
Chinese Star Jasmine	<i>Trachelospermum jasminoides</i>	Climber		E
Common correa	<i>Correa reflexa</i>	Shrub	  	N
Correa 'Dusky Bells'	<i>Correa 'Dusky Bells'</i>	Shrub/Nature Strip	  	N
Creeping boobialla	<i>Myoporum parvifolium</i>	Groundcover/Nature Strip	  	N
Crepe Myrtle	<i>Lagerstroemia 'Kiowa'</i>	Deciduous Tree		E
Crepe Myrtle	<i>Lagerstroemia 'Tuscarora'</i>	Deciduous Tree		E
Cut-leaf daisy	<i>Brachyscome multifida</i>	Groundcover/Nature-Strip		N
Emu Bush	<i>Eremophila glabra prostrate 'Burgundy'</i>	Shrub	  	N
Everlasting daisy	<i>Xerochrysum viscosum</i>	Shrub/Nature Strip	 	N
False Sarsparilla	<i>Hardenbergia violacea</i>	Shrub		N
Fan Flower	<i>Scaevola 'Mauve Clusters'</i>	Groundcover/Nature Strip		N
Fan Grevillea	<i>Grevillea ramosissima</i>	Shrub		N
Feijoa	<i>Acca sellowiana</i>	Shrub		E
Fig	<i>Fig Ficus carica</i>	Deciduous Tree		E
Flax	<i>Phormium tenax 'Atropurpurea'</i>	Accent Plants		E
Flax Lily	<i>Dianella tasmanica</i>	Accent Plants	 	N
Flowering cherry	<i>Prunus campanulata</i>	Deciduous Tree	 	E
Germander	<i>Teucrium fruticans</i>	Shrub		E
Glossy abelia	<i>Abelia x grandiflora</i>	Shrub		E
Gold dust plant	<i>Aucuba japonica 'Variegata'</i>	Shrub		E
Golden honey locust	<i>Gleditsia triacanthos 'Sunburst'</i>	Deciduous Tree		E
Indian hawthorn	<i>Raphiolepis indica</i>	Shrub		E
Juniper leaf grevillea	<i>Grevillea juniperina</i>	Groundcover/Nature Strip	  	N
Lilyturfs	<i>Liriope muscari 'Evergreen Giant'</i>	Accent Plants		E

Marjoram	<i>Origanum majorana</i>	Groundcover/Nature Strip		E
Mat Rush	<i>Lomandra 'Tanica'</i>	Accent Plants/Nature Strip	  	N
Meyer Lemon	<i>Citrus meyeri</i>	Accent Plants		E
Morning Iris	<i>Orthosanthus multiflorus</i>	Groundcover/Nature Strip	 	N
Mulberry	<i>Morus alba</i>	Deciduous Tree		E
Nardoo	<i>Marsilea drummondii</i>	Water Plant		N
Nectarine	<i>Prunus persica</i>	Deciduous Tree		E
Oregano	<i>Origanum vulgare</i>	Groundcover/Nature Strip	 	E
Ornamental Grape	<i>Vitis vinifera</i>	Climber		E
Paper Daisy	<i>Chrysocephalum 'Silver and Gold'</i>	Shrub	 	N
Persimmon	<i>Diospyros kaki</i>	Deciduous Tree		E
Pomegranate	<i>Punica granatum 'Wonderful'</i>	Shrub		E
Quince smyrna	<i>Cydonia vulgaris</i>	Accent Plants	 	E
Rock Correa	<i>Correa glabra</i>	Shrub	 	N
Rosemary	<i>Rosmarinus officinalis</i>	Shrub	 	E
Rosemary	<i>Rosmarinus officinalis (prostrate)</i>	Groundcover/Nature Strip	 	E
Sacred bamboo	<i>Nandina domestica</i>	Shrub		E
Spiny saltbush	<i>Rhagodia spinescens</i>	Shrub	 	N
Spreading or Blueberry flax lily	<i>Dianella revoluta</i>	Groundcover/Nature Strip	 	N
Sticky hop bush	<i>Dodonea viscosa</i>	Shrub		N
Strawberries	<i>Fragaria</i>	Accent Plants		E
Strawflower	<i>Xerochrysum bracteatum</i>	Shrub	 	N
Swiss chard	<i>Beta vulgaris</i>	Groundcovers/ Nature strip		E
Tassel Cord Rush	<i>Restio tetraphyllus</i>	Water Plant		N
Tea tree	<i>Leptospermum brevipes</i>	Shrub	 	N
Tomatoes	<i>Solanum lycopersicum</i>	Accent Plants		E
Wax flower	<i>Philotheca 'Bournda Beauty'</i>	Shrub		N
White Correa	<i>Correa alba</i>	Shrub	 	N
Wild Iris	<i>Diets grandiflora</i>	Accent Plants		E
Zucchini & Pumpkin	<i>Cucurbita species</i>	Groundcover/Nature Strip		E

Edible -  Bird Attracting -  Butterflies -  Encourages Bees -  Lizards Love It - 



## DEFINITIONS

**Climbers** – Weak stemmed plants that support themselves by climbing up trees or other surfaces. Many of them are vines that wrap around trees and branches.

**Compost** – Organic matter made from decomposed/broken down plant material. Compost can be used to provide nutrients to plants and soil, as well as reducing landfill waste.

**Courtyard** – An open space surrounded by walls or other structures, or located next to a building.

**Deciduous** – Plants that lose their leaves in autumn/winter each year.

**Evergreen** – Plants that retain most of their leaves throughout the year.

**Fertiliser** – A solid or liquid material that adds nutrients to the soil and is essential to support the healthy growth of plants.

**Foliage** – The leaves on a plant.

**Gravel** – Also known as crushed stone, gravel is made up of rock fragments and comes in a range of different colours and shapes.

**Groundcover** – Any low-growing plant which sprawls to cover the ground.

**Hedge** – A row of bushes or shrubs that forms a boundary.

**Irrigation** – The process of applying water to plants to help them grow, using sprinklers or drippers.

**Mulch** – Any organic material, such as wood chips, grass clippings, compost, straw, or leaves that is spread over the soil surface to hold in moisture and help control weeds.

**Native plant** – A plant that is local to a particular region or ecosystem.

**Paving** – A surface made up of flat stones, concrete, brick or other hard surface laid in a pattern.

**Perennial** – A plant that grows and flowers for years. They are either evergreens or may die back to the ground, but will grow again the following season.

**Permeable** – A material that allows water to pass through it, such as gravel or grass.

**Planter box** – A box that is used for planting decorative or edible plants, vegetables, herbs and flowers.

**Shrub** – A short, tree-like plant with many stems or branches.

**Slope** – Land where one side is at a higher level than the other.

**Tree** – A tall plant with a trunk and branches made of wood. The four main parts of a tree are the roots, the trunk, the branches, and the leaves.

**Tree canopy** – The total area of a tree where the leaves and outermost branches extend.



**Trench** – A long cut in the ground that can be used to collect water for irrigation.

**Verge/Nature strip** – The section of land between the edge of the road and the property boundary.

**Water harvesting** – Collecting water from a hard surface, like a roof, which is stored for later use.

**Weed** – A wild plant growing where it is not wanted and in competition with cultivated plants.










**ACT**  
Government

**Suburban Land**  
Agency

 [suburbanland.act.gov.au](http://suburbanland.act.gov.au)

 **1800 777 952** |   